




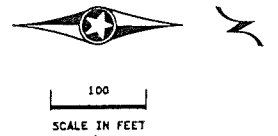


LEGEND

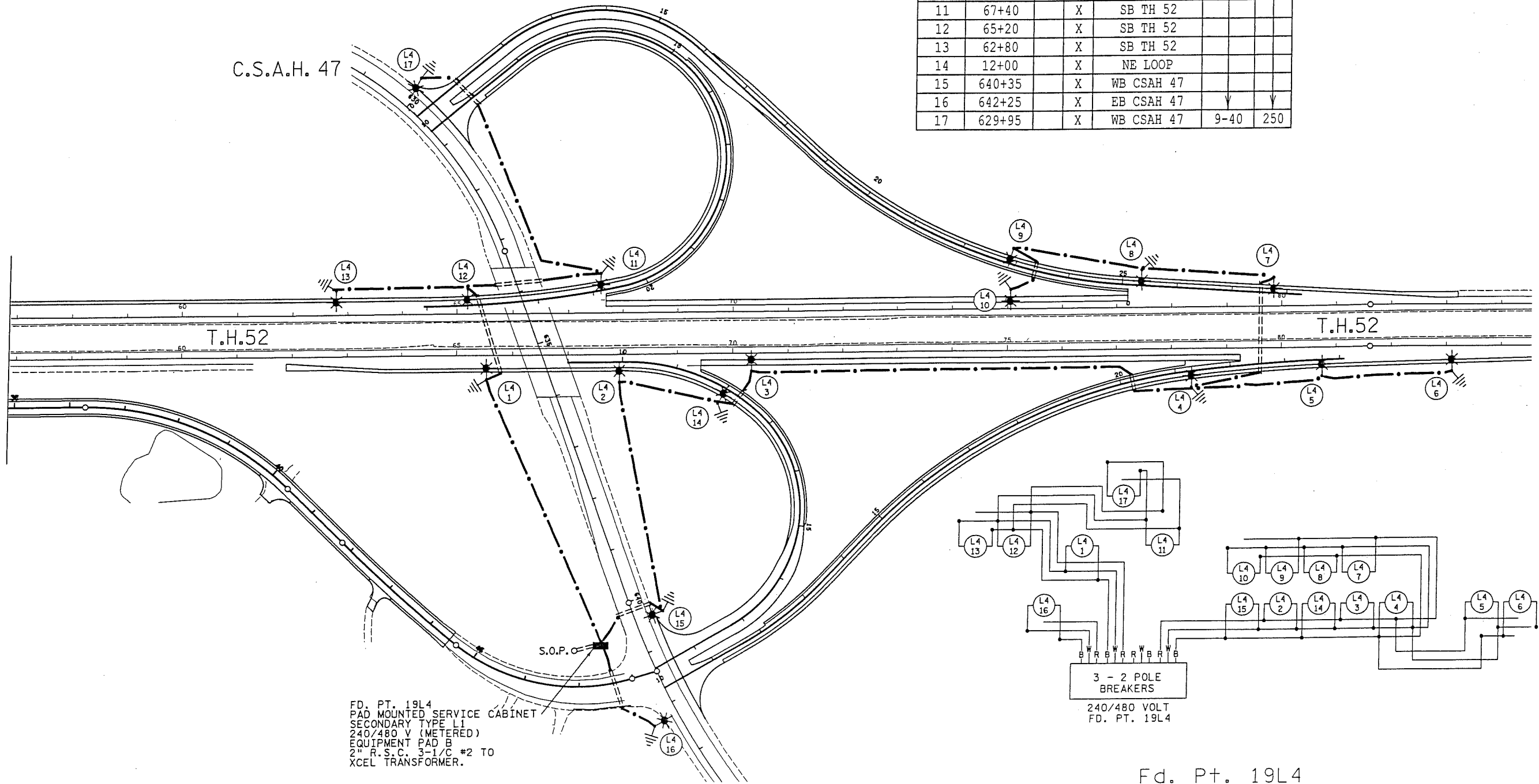
-  LIGHTING UNIT
-  PAD MOUNTED FD. PT. CABINET 240/480 VOLT
-  ARMORED CABLE 4 CONDUCTOR NO. 4
-  PERMANENT GROUND ROD (25 OHMS OR LESS)
-  3" NMC UNLESS NOTED OTHERWISE

FEEDPOINT 19L4
LIGHTING STANDARDS AND BASES

NO.	STATION	LT.	RT.	LOCATION	TYPE	WATT
1	65+55		X	NB TH 52	9-40	250
2	67+95		X	NB TH 52		
3	70+35		X	NB TH 52		
4	21+30		X	NW RAMP		
5	80+75		X	NB TH 52		
6	83+10		X	NB TH 52		
7	79+85		X	SB TH 52		
8	77+45		X	SB TH 52		
9	22+80		X	NW RAMP		
10	75+05		X	SB TH 52		
11	67+40		X	SB TH 52		
12	65+20		X	SB TH 52		
13	62+80		X	SB TH 52		
14	12+00		X	NE LOOP		
15	640+35		X	WB CSAH 47		
16	642+25		X	EB CSAH 47		
17	629+95		X	WB CSAH 47	9-40	250



PLOTTED/REVISED: 2/7/2012



FD. PT. 19L4
PAD MOUNTED SERVICE CABINET
SECONDARY TYPE L1
240/480 V (METERED)
EQUIPMENT PAD B
2" R.S.C. 3-1/2" #2 TO
XCEL TRANSFORMER.

Fd. Pt. 19L4

DISTRICT #: METRO
I/PLOT NAME: 1906-55
PATH & FILENAME: IP_PWP-30741000\1906-55.dgn

BY	DATE	REVISIONS	FEEDPOINT: 19L4	LOCATION: T.H. 52 at C.S.A.H. 47	LIGHTING PLAN
			METER ADDRESS: 22800 Northfield Blvd., Hampton 55031.		
DRAWN BY: PB			CERTIFIED BY: <i>Michael P. Lubensky</i>	LIC. NO. 19863	S.P NO.1906-55 (T.H.52) S.A.P.019-647-019 SHEET NO. L3 OF L3 SHEETS
CKD BY: GB			DATE: 2/7/2012		