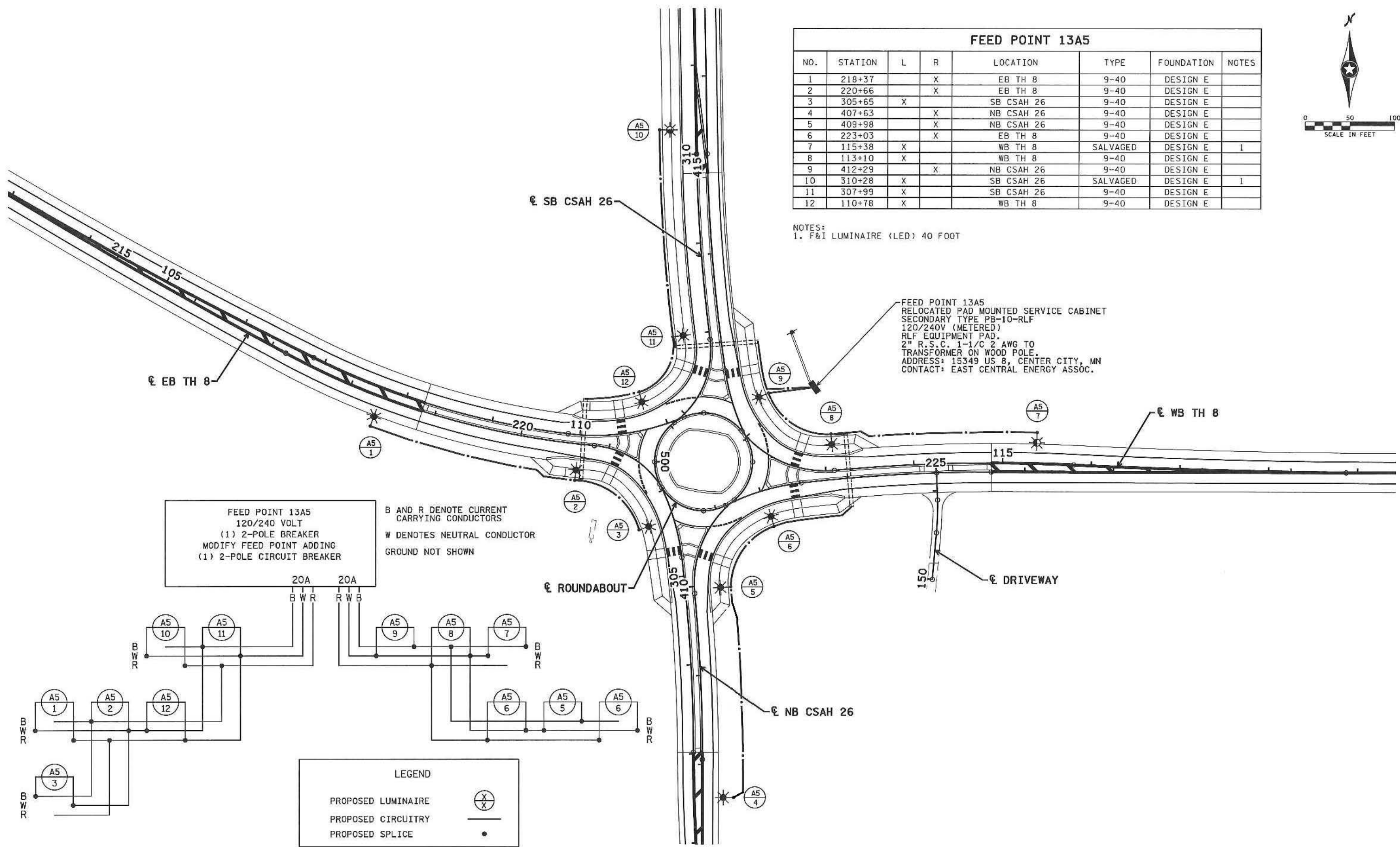


FEED POINT 13A5							
NO.	STATION	L	R	LOCATION	TYPE	FOUNDATION	NOTES
1	218+37		X	EB TH 8	9-40	DESIGN E	
2	220+66		X	EB TH 8	9-40	DESIGN E	
3	305+65	X		SB CSAH 26	9-40	DESIGN E	
4	407+63		X	NB CSAH 26	9-40	DESIGN E	
5	409+98		X	NB CSAH 26	9-40	DESIGN E	
6	223+03		X	EB TH 8	9-40	DESIGN E	
7	115+38	X		WB TH 8	SALVAGED	DESIGN E	1
8	113+10	X		WB TH 8	9-40	DESIGN E	
9	412+29		X	NB CSAH 26	9-40	DESIGN E	
10	310+28	X		SB CSAH 26	SALVAGED	DESIGN E	1
11	307+99	X		SB CSAH 26	9-40	DESIGN E	
12	110+78	X		WB TH 8	9-40	DESIGN E	

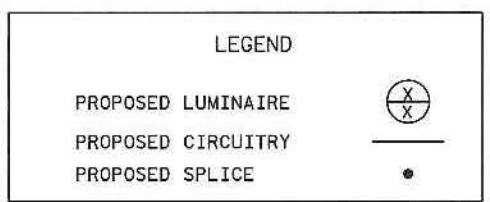
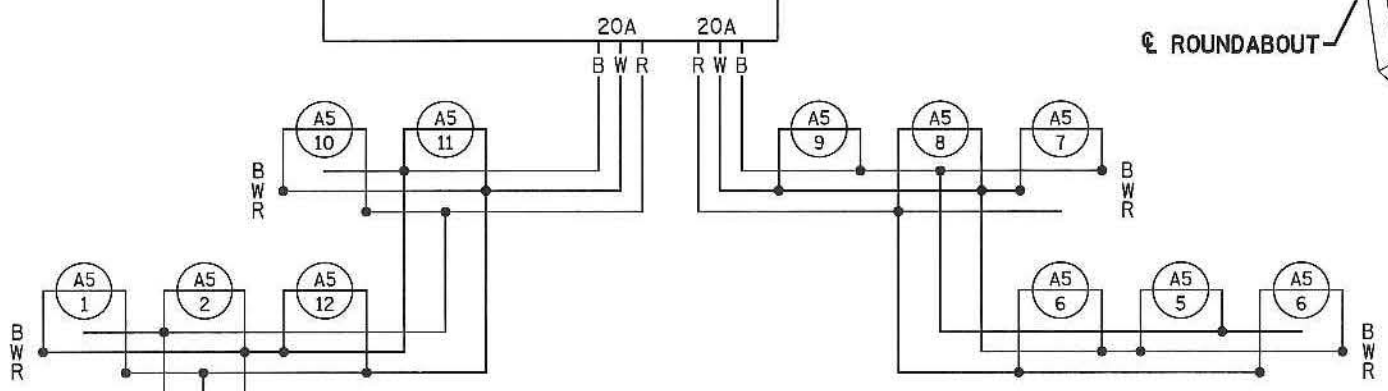
NOTES:
1. F&I LUMINAIRE (LED) 40 FOOT

FEED POINT 13A5
RELOCATED PAD MOUNTED SERVICE CABINET
SECONDARY TYPE PB-10-RLF
120/240V (METERED)
RLF EQUIPMENT PAD.
2" R.S.C. 1-1/2 2 AWG TO
TRANSFORMER ON WOOD POLE.
ADDRESS: 15349 US 8, CENTER CITY, MN
CONTACT: EAST CENTRAL ENERGY ASSOC.



FEED POINT 13A5
120/240 VOLT
(1) 2-POLE BREAKER
MODIFY FEED POINT ADDING
(1) 2-POLE CIRCUIT BREAKER

B AND R DENOTE CURRENT
CARRYING CONDUCTORS
W DENOTES NEUTRAL CONDUCTOR
GROUND NOT SHOWN



9:27:32 AM 12/13/2019 ...\\P\lan\F\InalP\lan\1168-1101.dgn

NO	DATE	BY	CKD	APPR	REVISION

I hereby certify that this plan, specification, or report was prepared by me or under my direct supervision and that I am a duly Licensed Professional Engineer under the laws of the State of Minnesota.
Print Name: **STEVE MCHENRY**
Steve Mchenry
Date: 12/13/2019 License #: 46710

STATE PROJECT NO. 1301-127 (TH 8)
STATE PROJECT NO. 013-626-007

DRAWN BY T. RICHARDSON
DESIGNED BY T. RICHARDSON
CHECKED BY S. MCHENRY
COMM. NO. 01811168



CHISAGO COUNTY
LIGHTING PLANS AND DETAILS
TH 8 AND CSAH 26 ROUNDABOUT

SHEET 111 OF 159