




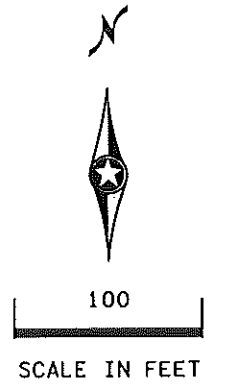
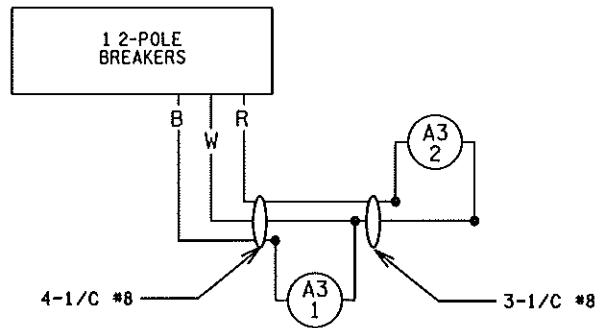


LEGEND

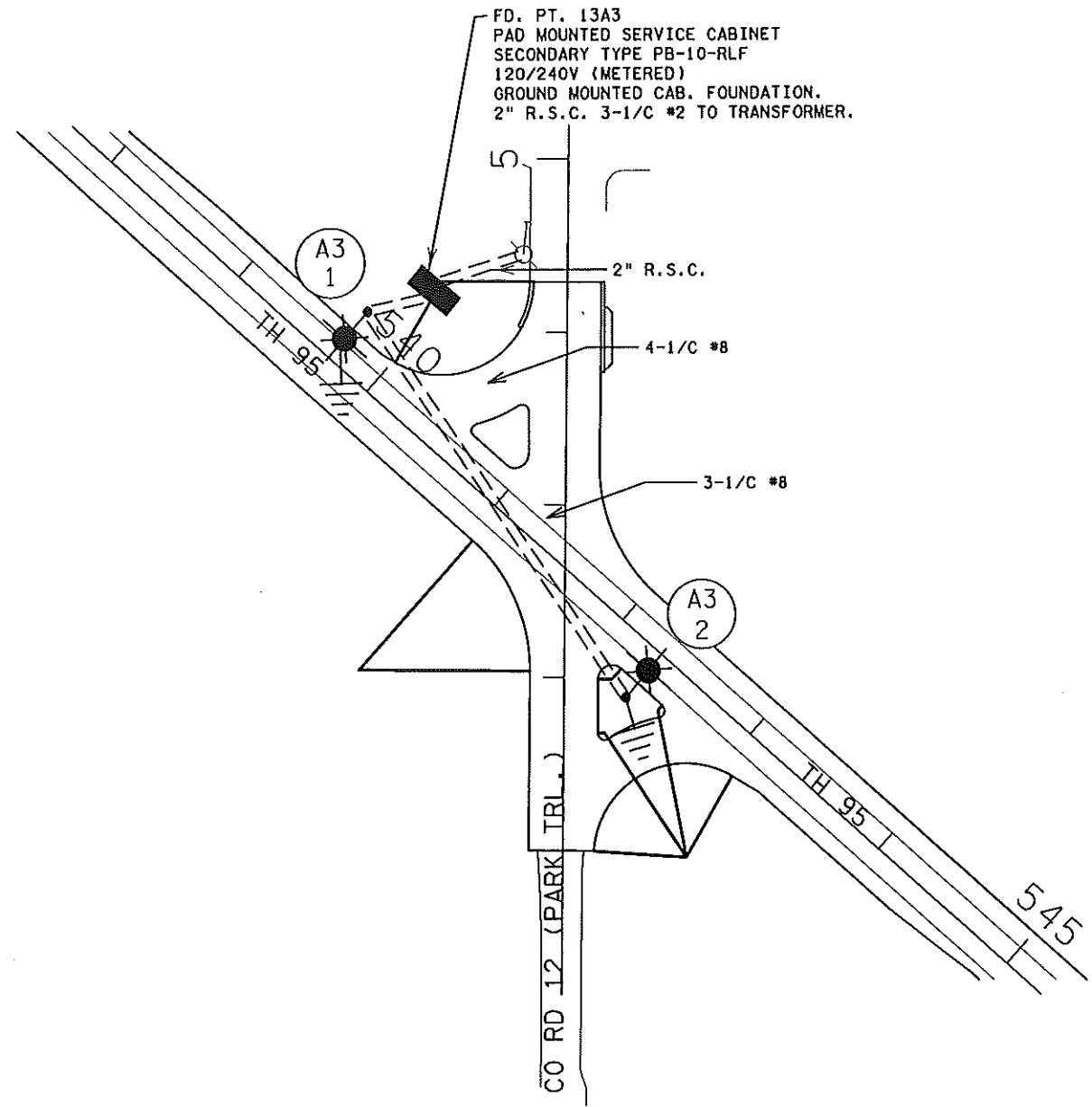
-  LIGHTING UNIT
-  PAD MOUNTED FD. PT. CABINET 120/240 VOLT
-  PERMANENT GROUND ROD (25 OHMS OR LESS)
-  2" CONTINUOUS NMC BORED (UNLESS NOTED OTHERWISE)
-  INPLACE XCEL POWER POLE



B AND R DENOTE CURRENT CARRYING CONDUCTORS
 W DENOTES NEUTRAL CONDUCTOR
 FD. PT. 13A3
 120/240 VOLT



LIGHTING STANDARDS AND BASES						
NO.	STA.	ALI	LT.	RT.	LOCATION	WATTAGE
1	540+80	NB 95	—	—	NW QUADRANT	9-40 250
2	542+30	SB 95	—	—	SE QUADRANT	9-40 250



AS BUILT 3/19/2014

PLOTTED/REVISED: 3/19/2014

DISTRICT #: METRO
 PLOT NAME: 1306-40AB
 PATH & FILENAME: IP_FWP-40T202BTN1306-40AB.dgn

BY	DATE	REVISIONS	FEEDPOINT: 13A3	LOCATION: T.H. 95 at C.S.A.H. 12	LIGHTING PLAN
			METER ADDRESS: TBD.		
DRAWN BY: PB			CERTIFIED BY: <i>Michael P. Lubinsky</i> LIC. NO. 19863 DATE: 3/19/2014		STATE PROJ. NO. 1306-40 (T.H. 95) SHEET NO. LT4 OF LT4 SHEETS
CKD BY: GB			DATE:		